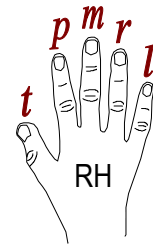


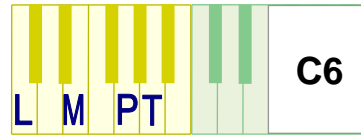
Chord Constructor



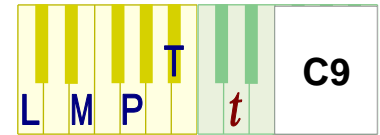
To Do: Print this page on cardstock. Laminate the page or just the 4-octave keyboard above. Using the C chord variations and rules below as models, use a dry-erase pen to construct the needed chord, e.g., an Amaj7 that appears on a lead sheet.



Major: 1st, 3rd, 5th. KeyCount: (R)-4-7



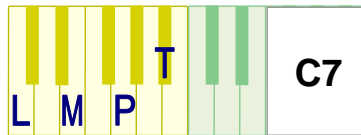
Sixth: Add the 6th (2 keys above 5th)



Ninth: C7 + 9th (2 above octave)



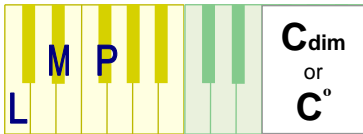
Harmonic Minor: Flat the 3rd



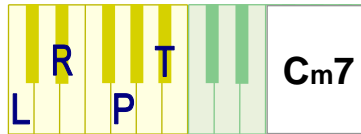
Seventh: Add dominant 7th (2 below octave)



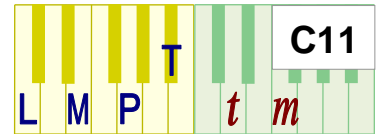
Major 9th: Cmaj7+9th (2 above octave)



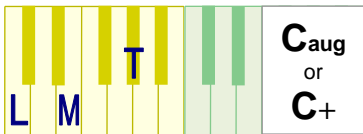
Diminished: Flat the 3rd and 5th



Minor 7th: Flat the 3rd of the Seventh



Eleventh: C9 + 11th (3 above 9th)



Augmented: Sharp the 5th



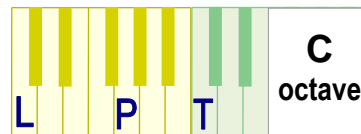
Major 7th: Add the 7th (1 below octave)



Thirteenth: C11 + 13th (4 above 11th)



Suspended 2nd: Double-flat the 3rd



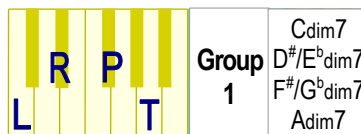
Octave Chord: Omit 3rd, Add 8th



Add: Add the specified interval key



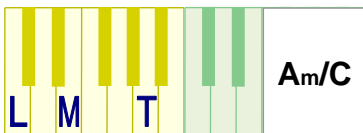
Suspended 4th: Sharp the 3rd



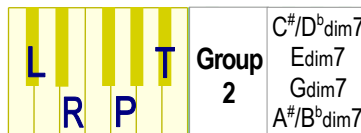
Diminished Seventh: Flat 3-5-7 of C7



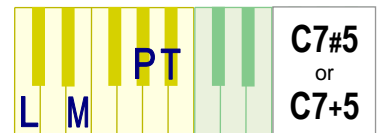
No: Omit the specified interval key



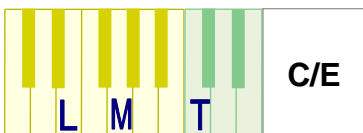
Relative Minor: Double-sharp the 5th



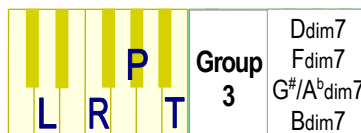
Diminished Seventh: Sharp Group 1



or + : Sharp the specified key



Altered Bass: Play indicated /bass



Diminished Seventh: Sharp Group 2



b or - : Flat the specified key