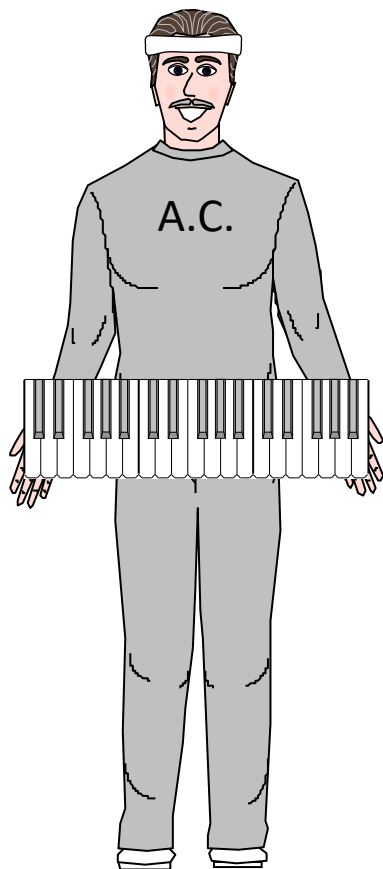


# Welcome to Allcanplay!

*All can play piano by picture!*



A.C. is Max Learning's identical twin cousin!

Hi, my name is *A.C. Player!*


Perhaps you love playing piano but struggle with reading music. Or you want to learn but can't afford years of lessons. Or you play by ear and want to experience more.

Years ago, I encountered a song that was beyond my music-reading ability. But I really wanted to play it and figured there had to be an easier way. So I created Allcanplay, a play-by-picture system which makes it possible to play piano *without* reading music.

With a song in picture form, you can focus on developing good finger coordination instead of reading music. It's great for casual players, like me, who don't play every day yet enjoy making music when the mood strikes.

I'm dressed in workout clothes because playing piano is an athletic endeavor. In fact, it requires as much hand-eye-muscle coordination as any sport and more precision than most—we expect athletes to err, but not musicians!

This is **Standard Music Notation** for piano, organ, or electronic keyboard.



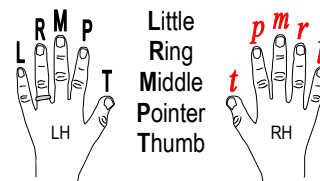
Right Hand

Left Hand

Lines and spaces represent keyboard keys. Each round note symbol can represent *three* different keys. But if you don't know which ones, you can't play!

Standard music notation is like any foreign language: If you don't use it, you lose it! If you don't play regularly, it's easy to forget which note is which.

This is **Allcanplay Notation** for the same music.



Allcanplay shows you exactly which keys to press and which fingers to use. Simply match the pictures to your keyboard and play!

With Allcanplay, you can stop playing for an extended period of time and pick up where you left off. With pictures, there is nothing to forget!

## Notes to Pictures

Allcanplay turns standard music notation on its side and shows you which keys to press with which fingers as well as the timing count and chords along with playing tips to speed your progress.

Measure	Lyric Timing CHORD
1	TWIN-1+ C
	-KLE 2+
	TWIN-3+
	-KLE 4+
2	LIT-1+ F
	-TLE 2+
	STAR, 3+4+

### Top to Bottom

If you're familiar with standard music notation, which reads from left to right, you might find Allcanplay's top-to-bottom notation a bit confusing at first. But this arrangement clearly illustrates the right and left movement of keys played on an actual keyboard, which makes it more natural for your hands and fingers to follow.

### No Instant Piano

Despite claims to the contrary, there is no such thing as "Instant Piano."

Allcanplay's picture notation can help a lot, but you still have to get your fingers to work. And that's not really a bad thing, because if playing piano were easy, you wouldn't get the thrill of making your own music—you might as well just turn on the stereo!

### Musical Athletes

Piano playing is a very complex activity, involving both mental and physical skills. It may sound surprising, but piano players are athletes! Whereas most sports use the large muscles of backs, arms, and legs, piano playing requires small muscle control. Fingers, hands, and arms must be precisely coordinated with eyes, ears, and mind.

### Muscle Programming

Physical skills, including playing piano, take *lots* of time and repetition to develop and improve. A consistent tennis serve or golf swing doesn't come automatically. Muscles must be repeatedly and correctly "programmed" in order to perform well. Most people can play piano one handed but struggle when playing both hands together. But even this gets easier with time.

# Who Can Benefit from Allcanplay?

- **Beginning Players:** You can learn to play the world's most versatile and beautiful musical instrument without years of lessons and without knowing how to read a note of music.
- **Self-taught Musicians:** Making music is obviously a driving force in your life. Allcanplay can propel you beyond your current abilities and let you play songs arranged by master composers.
- **Piano Dropouts:** Even if you had lessons many years ago, Allcanplay can get you excited about playing again. The physical skills you've developed in the past will hasten your progress.
- **Adults:** As an adult, playing piano is an optional activity. No parent is forcing you to do it. So there is no need to put any pressure on yourself. Allcanplay makes it as easy as possible to get started.
- **Kids:** Young people are especially adept at playing piano from pictures. Allcanplay can give them their first taste of the joy of making music and perhaps encourage them to go on to formal lessons.



## Allcanplay Growth Path

With traditional piano methods you must first learn to read music before you can play much piano.

Unfortunately, before most students get to the songs they want to play, they quit in frustration. The challenges of reading music while trying to master fingering can seem insurmountable.

Allcanplay let's you play first and develop your finger skills. Then eventually, if you choose, Allcanplay can help you learn how to read music, a valuable skill.

Here's the recommended learning order, which you can vary according to your abilities and desires:

- **Play by Picture**—Play songs that have already been converted to Allcanplay.
- **Chords**—Learn named groups of notes played together to add harmony to melodies.
- **Play by Ear**—Pick out songs and mark them on a blank Allcanplay songsheet for future play.
- **Read Music**—Open up the entire world of songs to your play list and play simpler songs directly.
- **Convert Songs**—Transform harder songs into pictures and become a better note reader in the process.
- **Improvisation**—Add interesting variations, sounds, and rhythms to songs you already play.

Most players specialize on one playing technique. Some can read music as easily as reading a book but are lost without the music in front of them at the piano. Others struggle with note reading but are skilled at playing from memory. And some play by ear yet can't read a note of music. Few are expert in multiple techniques.

Allcanplay takes a practical, multifaceted approach to making music. The bottom line is that if a technique works for you, use it. Set your goals small or large, but remember to keep having fun!